

# Dear Teacher,

Your students will be delighted with the things to do in this *Early Elementary Make-It/Take-It* book. It contains a variety of activities designed to be done by your students, not for them by the teacher. Use your discretion in deciding whether or not to punch out the perforated projects before class. Many children will enjoy punching out their own projects. You may need to have tape handy to repair an occasional tear; but by letting the children do their own work, you'll give them the satisfaction of completing a project themselves.

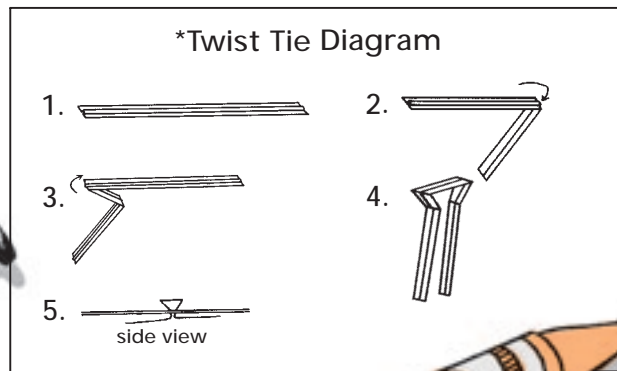
Each project reinforces the lesson by helping your students review the Bible story or by showing them how to apply what they have learned. The child has a reminder of the lesson to take home at the end of class. The middle section of the book features invisible ink projects to be used throughout the quarter. The children will need to hold pencils flat against the paper and rub evenly back and forth to make the pictures appear.

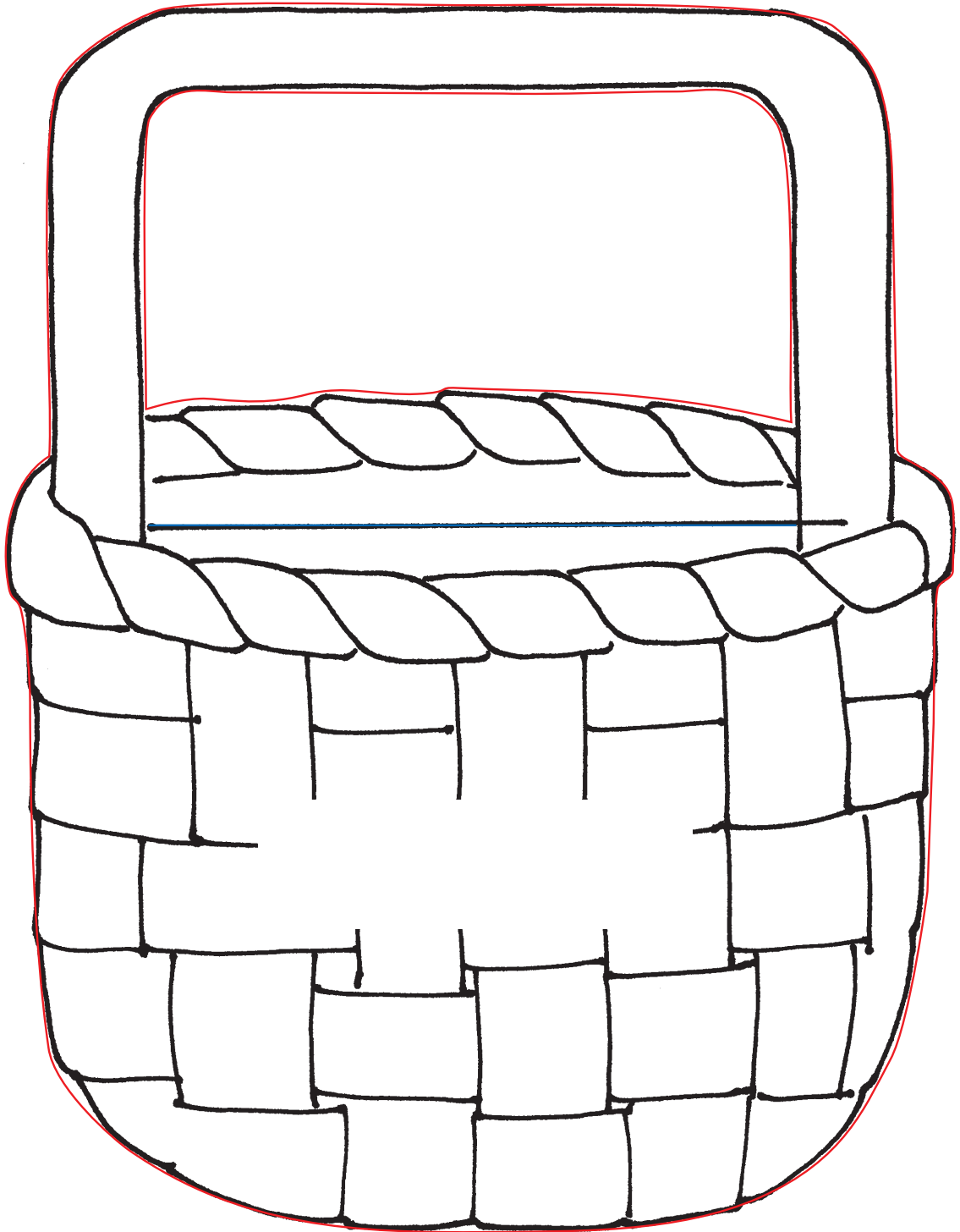
This booklet is designed to correlate with the *Early Elementary Teacher's Guide*, *Bible Beginnings*, *Early Elementary Creative Teaching Aids*, and *Stories*.

**Supplies to have on hand:** construction paper, paper clips, envelopes, cotton balls, crayons, glue or glue sticks (the sticks are not as messy as regular glue), paper fasteners, blunt scissors, tape, yarn

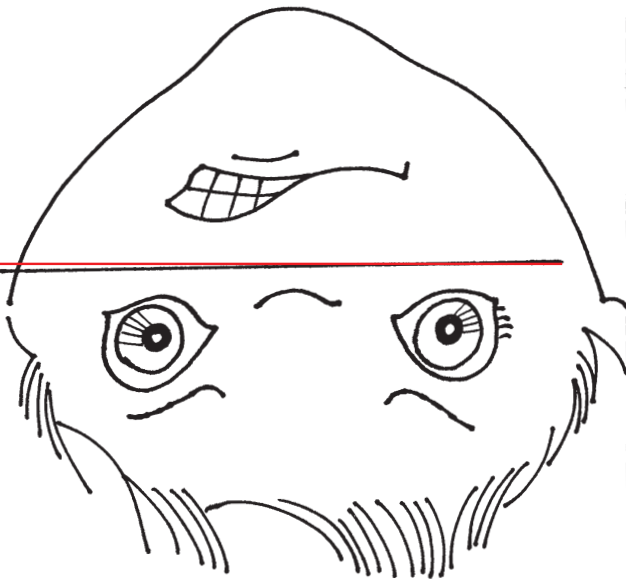
**Optional:** fabric pieces (Lessons 4, 5, and 10); cotton balls (Lessons 4, 11, and 12); straws (Lesson 5); adhesive bandages, cotton balls, cotton-tipped swabs (Lesson 6); flower stickers (Lesson 12); glitter, sand, fish crackers (Lesson 13)

\*Lunch bag twist ties can be substituted for paper fasteners. See the diagram below.






ε



A




**FOR PARENTS**

*In class today* your child heard that Jesus knew all about Nathanael, even before He met him (John 1:43-49).

*At home this week*, have your child show you how this booklet works. Enjoy playing with the different expressions, emphasizing the fact that Jesus knows how we feel all the time, whether we're happy, sad, afraid, or angry. Talk about things that make your child feel different ways, such as fights, storms, parties, and so on. Review the memory verse together: "This is how we know what love is: Jesus Christ laid down his life for us" (1 John 3:16).

B



**Jesus knows  
all about us.**

1